

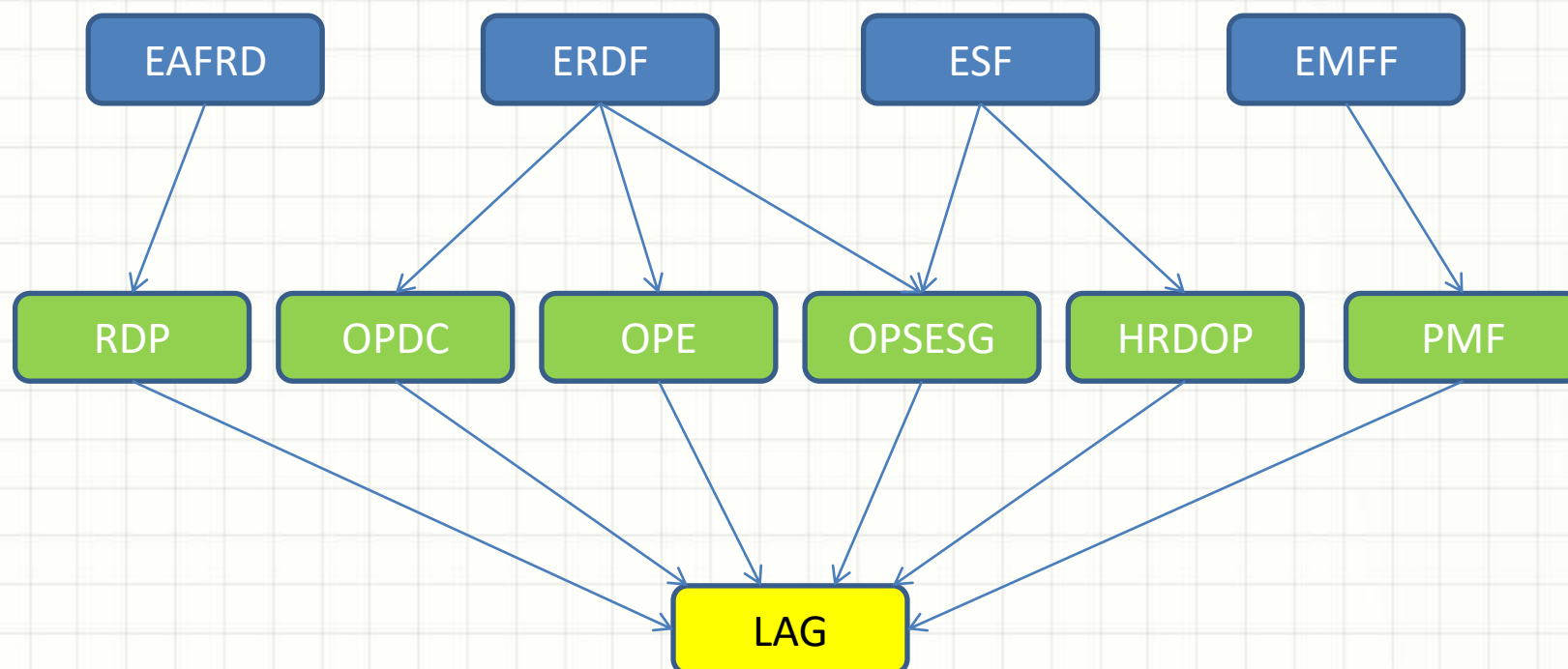


COMMUNITY LED LOCAL DEVELOPMENT IN BULGARIA

Stefan Spasov – Head of CLLD
Department

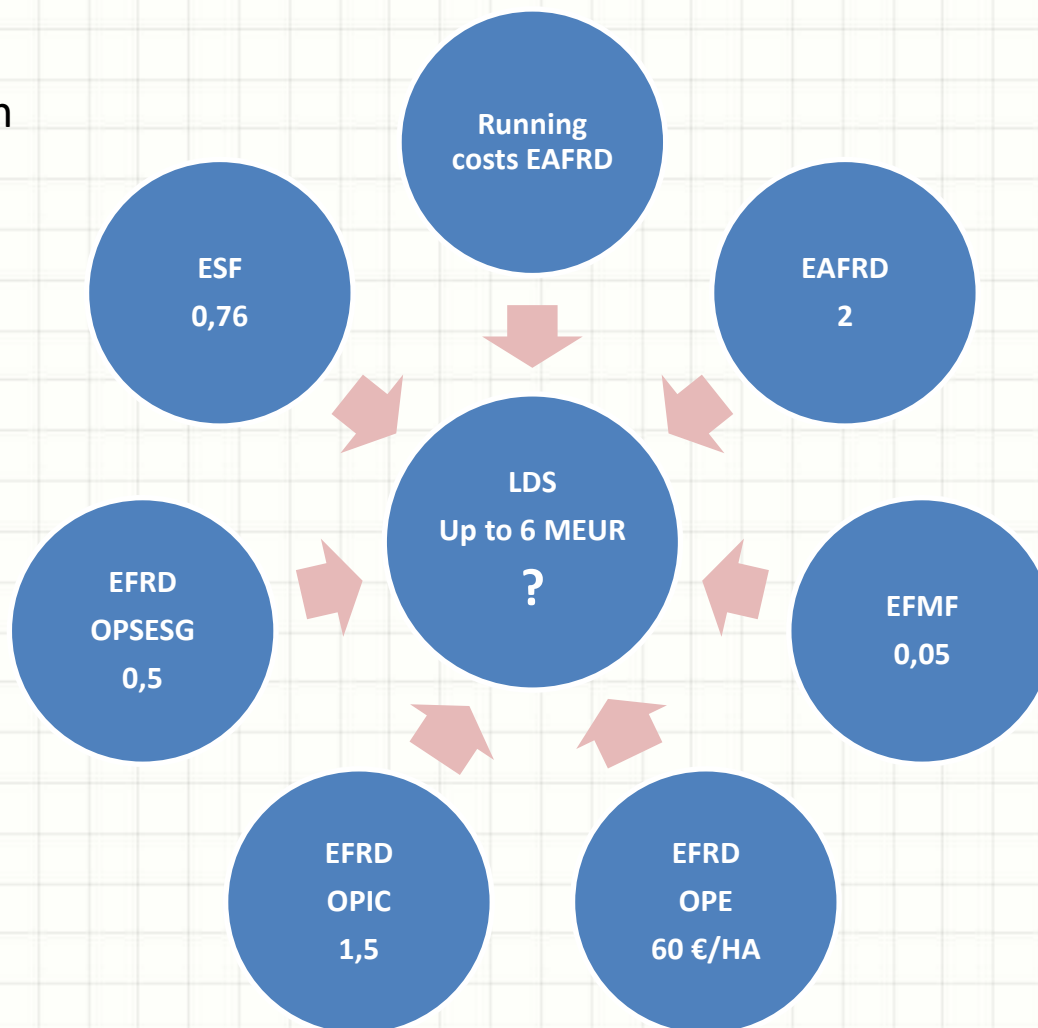
5 June 2018
Albena

Multi-funded CLLD 2014 - 2020 in accordance with the Partnership Agreement



Multifund financing of CLLD 2014 – 2020


Budget of LDS in MEUR




Overall LEADER structure in Bulgaria 2014 - 2020



Leading Managing Authority
RDP Directorate 70 employees
LEADER 15 employees



Central coordination Unit
within the Council of Ministers




Managing Authorities:

- Operational Program Innovations and Competitiveness
- Operational Program Environment
- Operational Program Human Resources
- Operational Program Science and Education for Smart Growth
- Maritime and Fisheries Program



LAGs ~100
70 financed
~ 300 employees
~30 not financed

Paying Agency
RDP Directorates ~250 employees
LEADER 10 employees



Preparatory sub-measure 19.1

Projects
implemented

100

Municipalities
covered

180

Events
organized

1100

Area
covered

74433
sq. km.

Population
covered

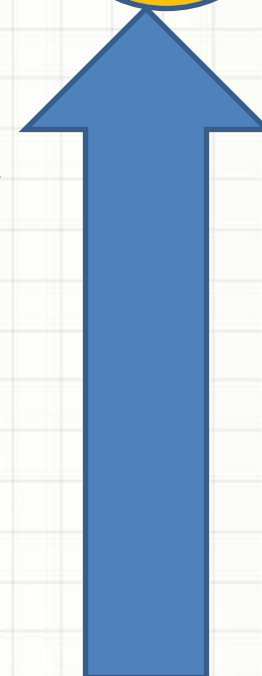
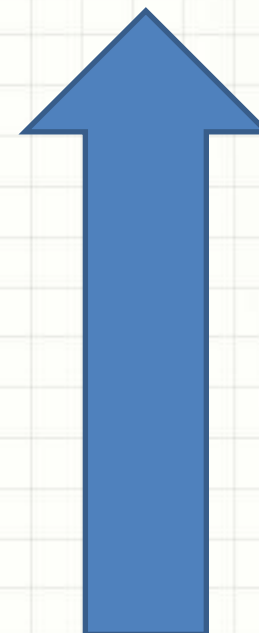
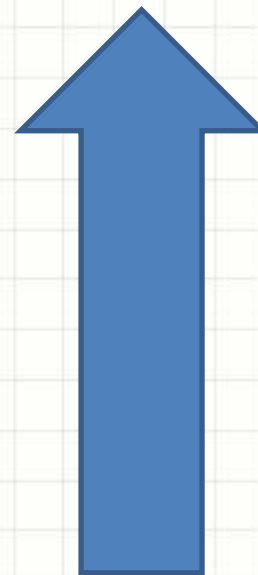



2,3
mln people

Contracted
amount

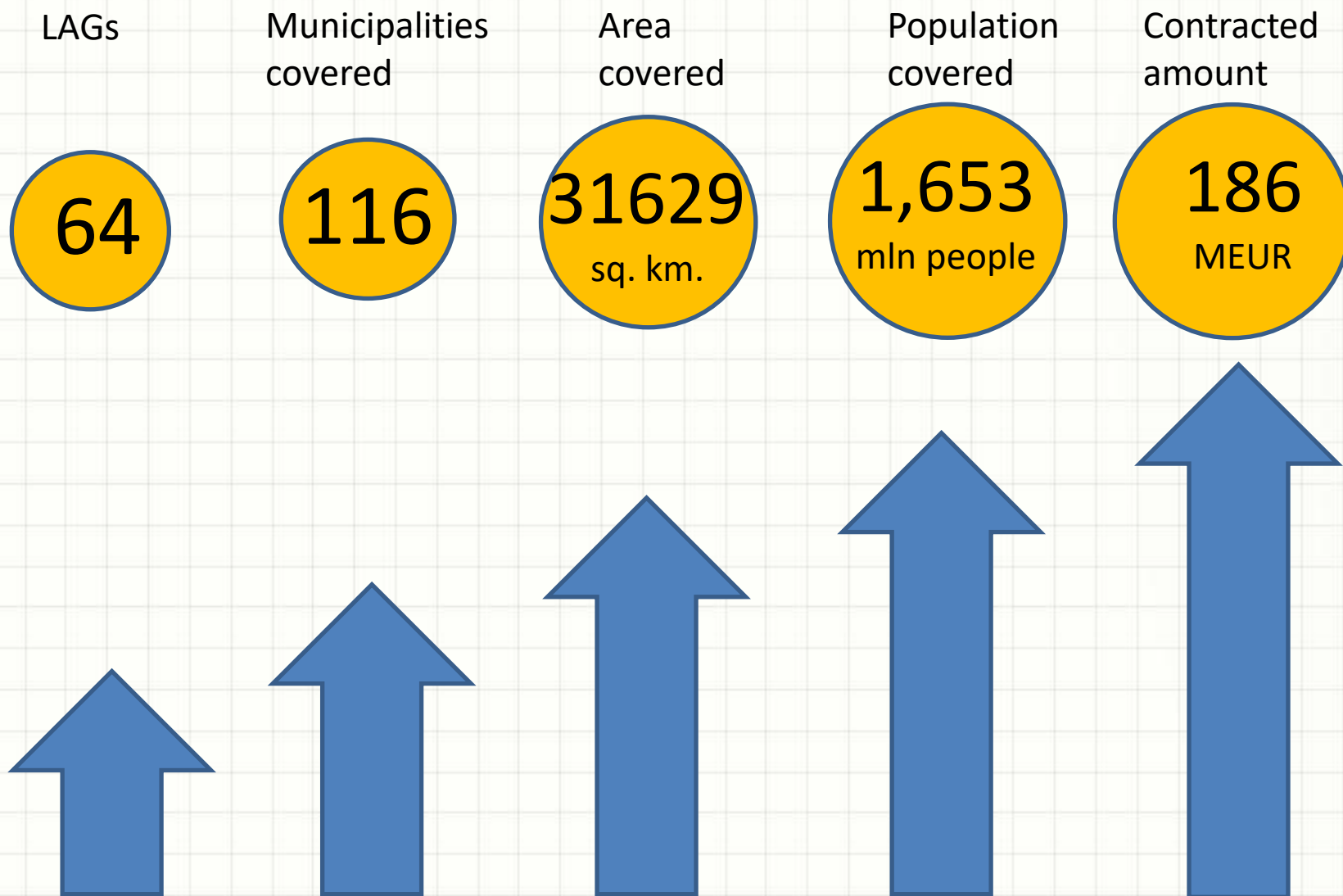
2,6
MEUR

78 %

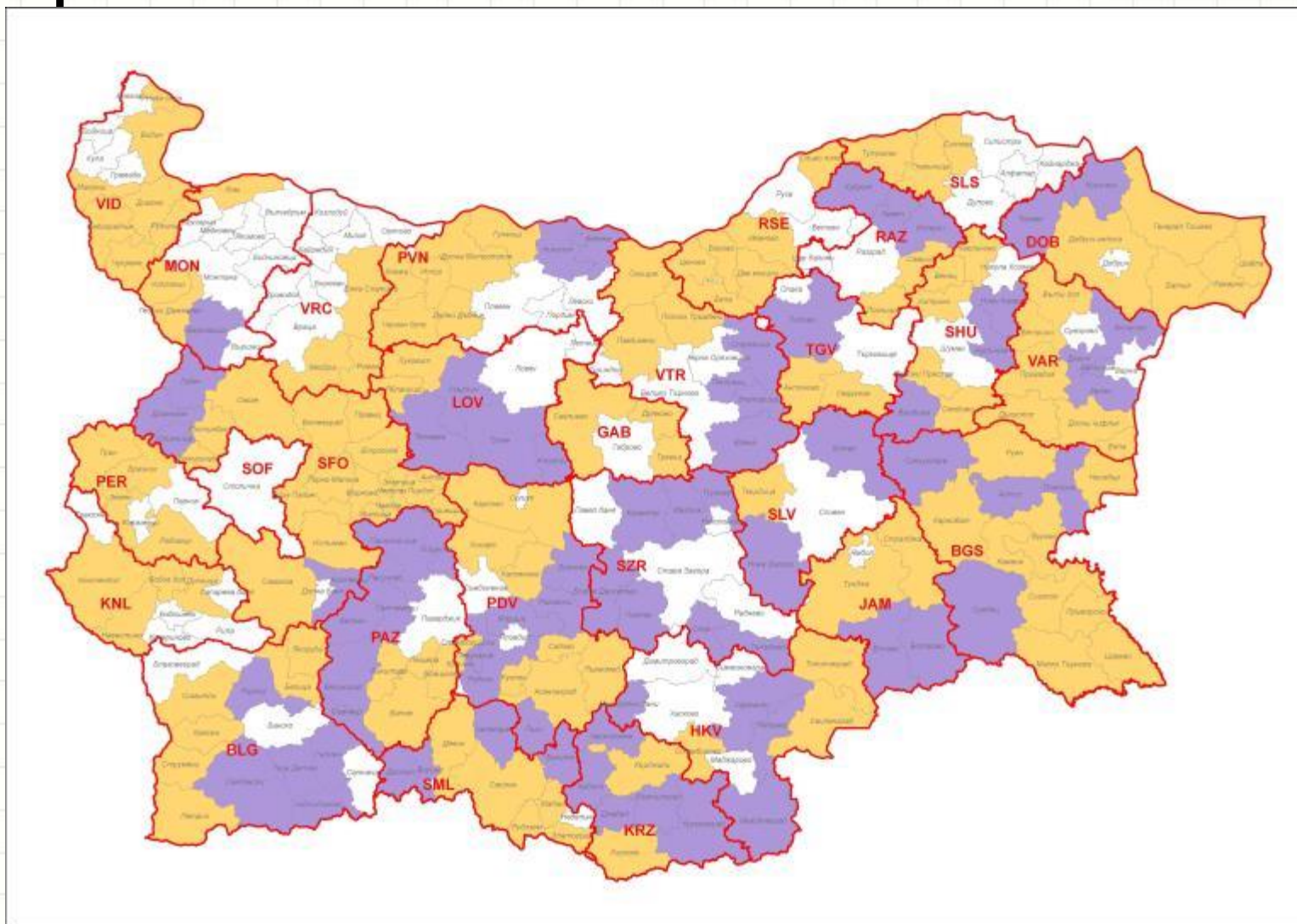
of rural
municipalities



Implementation of LDSs 2014 - 2020



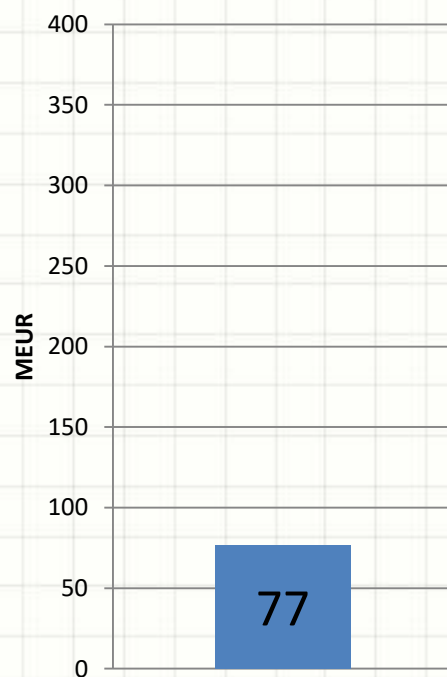
Implementation of LDSs 2014 - 2020



Map of approved LAGs 2014 – 2020 and candidates on 2nd call

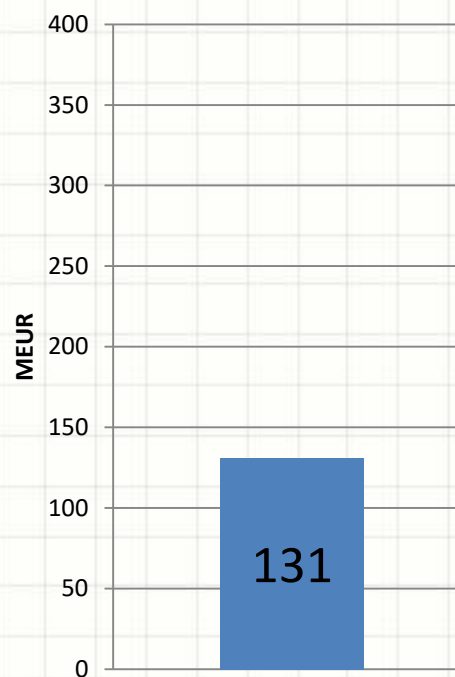
2007 – 2013 v 2014 – 2020

period 2007 - 2013



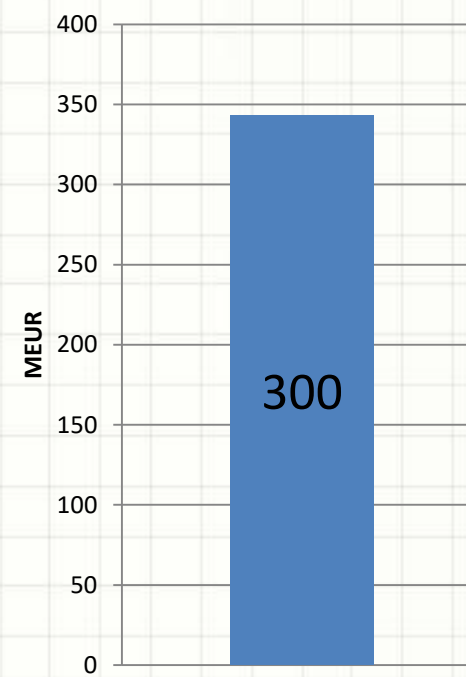
EAFRD

period 2014 - 2020



EAFRD

period 2014 - 2020



EAFRD +
ESIF

2007 – 2013 v 2014 – 2020

No of LAGs

35

~70

Max budget per
LAG, MEUR

2

6

No of municipalities
per LAG

1,4

2

Area covered,
thousands sq. km.

25,8

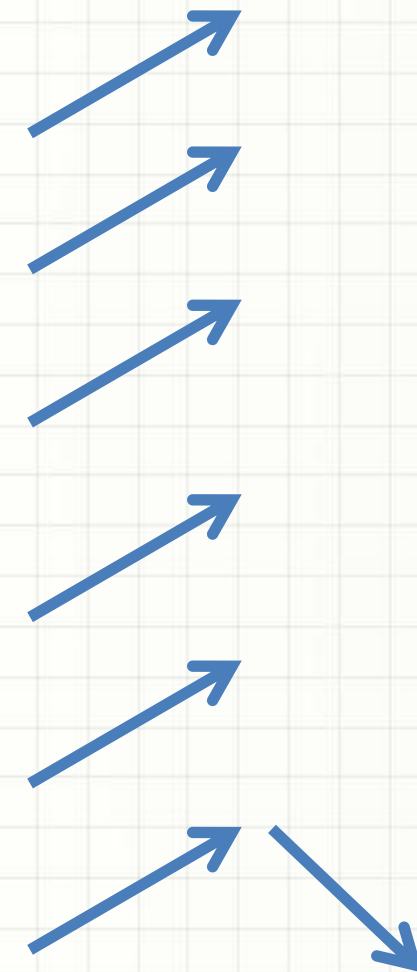
~60

Population
covered, mln.

0,8

1,5

Simplification of the administrative
procedures



Multifunded LDSs

LEADER implementation in EU, findings

- Special report on LEADER of the Court of Auditors
- European Network of Rural Areas Focus Groups

Findings	Relevance with BG
LAG members have been the main project promoters	✓
Decision making dominated by local authorities	✓
Only few LAGs have been innovative and had multisectoral strategies and projects	✓
There was no monitoring and evaluation on LAG level to measure the impact of the local strategies	✓

LEADER implementation in EU, findings

- Special report on LEADER of the Court of Auditors
- European Network of Rural Areas Focus Groups

Findings	Relevance with BG
There was no monitoring and evaluation on LAG level to measure the impact of the local strategies	✓
Rules on conflict of interests were not respected	✓
Funding of projects which had already started or were finished	
Absorption of funds more important than quality aspects	✓
Unflexible and long administrative procedures despite additional funding (running costs)	

LEADER implementation in EU, findings

- Special report on LEADER of the Court of Auditors
- European Network of Rural Areas Focus Groups

Findings	Relevance with BG
MS have de facto created a top-down system	✓
Member States have selected „weak“ strategies	✓
Commission and Member States were „undemanding“ as regards RDP architecture and LAG selection	✓

Thank you for your attention!

Ministry of Agriculture and Food

Stefan Spasov

sspasov@mzh.government.bg
